



® 4242 Baldwin Boulevard
 Corpus Christi, Texas
 USA 78405-3399
 Tel: 800-531-3111, 361-888-5591
 Fax: 800-531-3108, 361-888-6510
 www.hortondoors.com
 The Automatic Choice

SELECTION GUIDE

DRIVE-THRU SERVICE WINDOWS

Series 8900 Manual

D2.4

Type: Single Slide X-O or O-X, Flush Mount

Jan 08

Standard Packages

Unit Width	Unit Height	Slide Opening	Clear Opening Height	Rough Opening	
				Width	Height
48" (1219)	30" (762)	18 1/2" (470)	23" (584)	48 1/2" (1232)	30 1/4" (768)
48" (1219)	36" (914)	18 1/2" (470)	29" (737)	48 1/2" (1232)	36 1/4" (920)
48" (1219)	48" (1219)	18 1/2" (470)	41" (1041)	48 1/2" (1232)	48 1/4" (1225)
47 1/2" (1207)	44" (1118)	18" (457)	37" (940)	48" (1219)	44 1/4" (1124)
45 1/2" (1156)	38" (965)	16" (406)	31" (787)	46" (1168)	38 1/4" (972)
50" (1270)	38" (965)	20 1/2" (521)	31" (787)	50 1/2" (1282)	38 1/4" (972)
Glazing: 1" Insulated clear tempered safety glass			Anodized Finish: Clear or Dark Bronze		

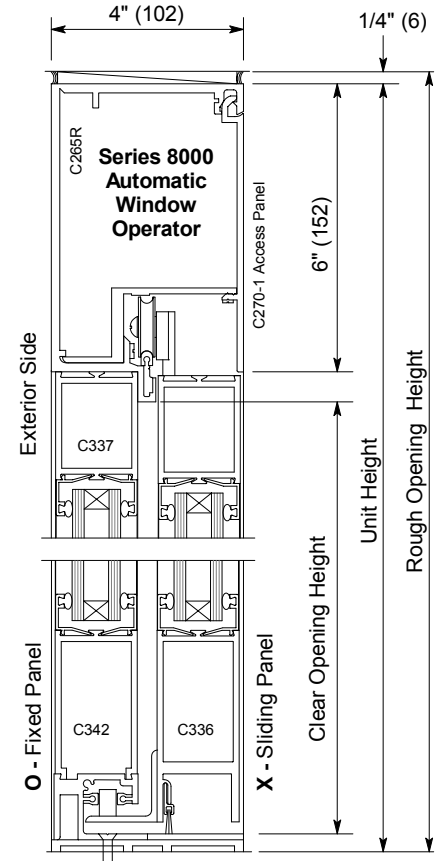
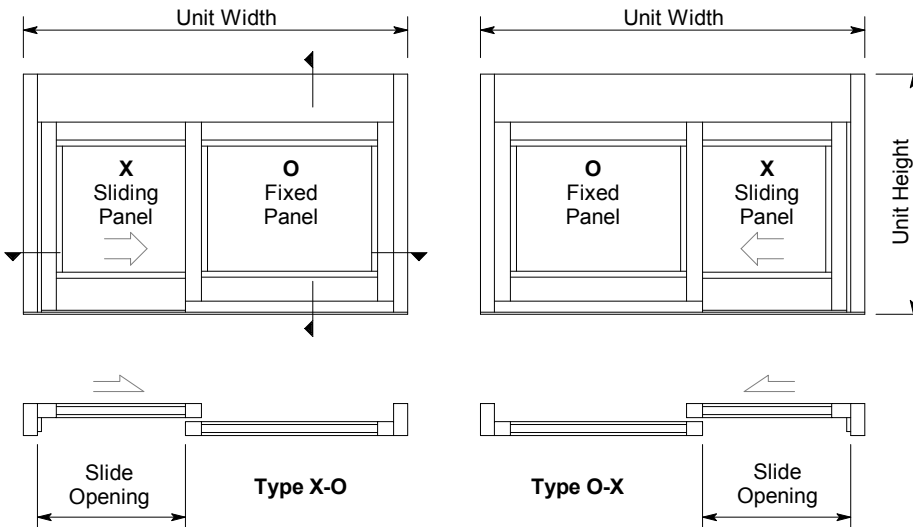
Installation

- Unit is perimeter mounted within rough opening with 1/4" min. shim space at header & jambs. See page D1.1.
- Optional 2 1/2" (64) low-profile header available.

Operation

- Window unit provided with recessed manual pull and maximum security thumb-turn lock (key cylinder lock is optional).

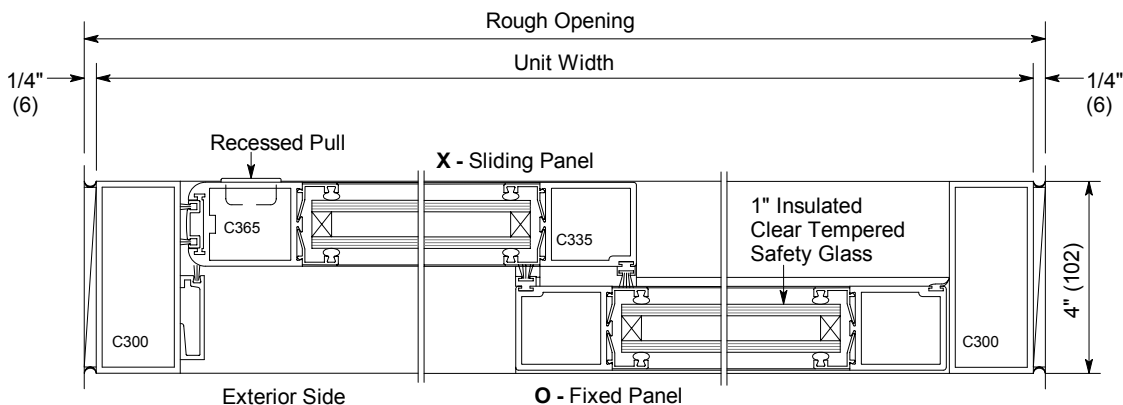
For standard and optional equipment details see Architectural Specifications starting on p. D4.0 and Specification Details starting on p. B3.0.



Floor Plans with Exterior Elevations

Vertical Section

Window shown in closed position



Horizontal Section

Type X-O shown, O-X opposite

Horton Automatics reserves the right to alter its product and specifications without notice. Dimensions given in U.S. inches followed by millimeters in parenthesis.