



® 4242 Baldwin Boulevard  
 Corpus Christi, Texas  
 USA 78405-3399  
 Tel: 800-531-3111, 361-888-5591  
 Fax: 800-531-3108, 361-888-6510  
 www.hortondoors.com  
 The Automatic Choice

# SELECTION GUIDE

## DRIVE-THRU SERVICE WINDOWS

### Series 8300 Security

Type: Interlocking Single Slide, Projected

D2.3

Jan 08

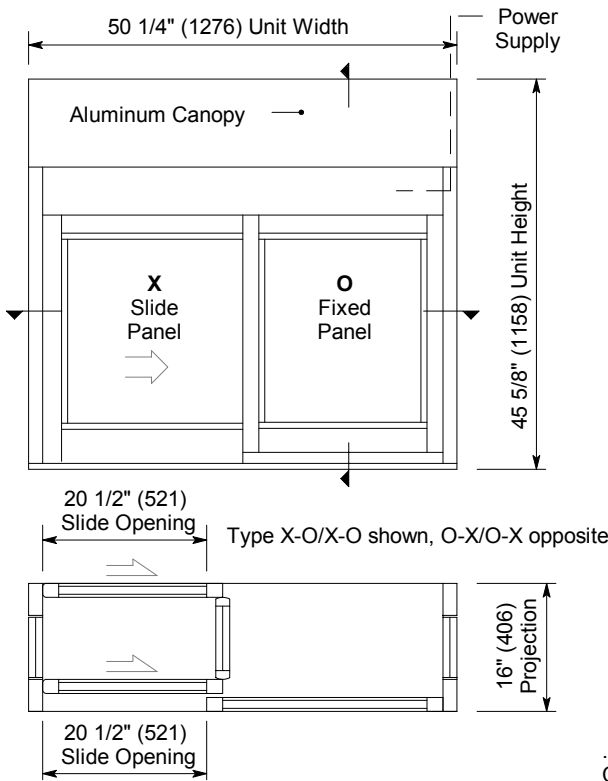
### Standard Packages

- **Glazing:** 1/4" clear tempered safety glass in projected panels.  
1" clear tempered safety glass in window panels.
- **Anodized Finish:** Clear or Dark Bronze.

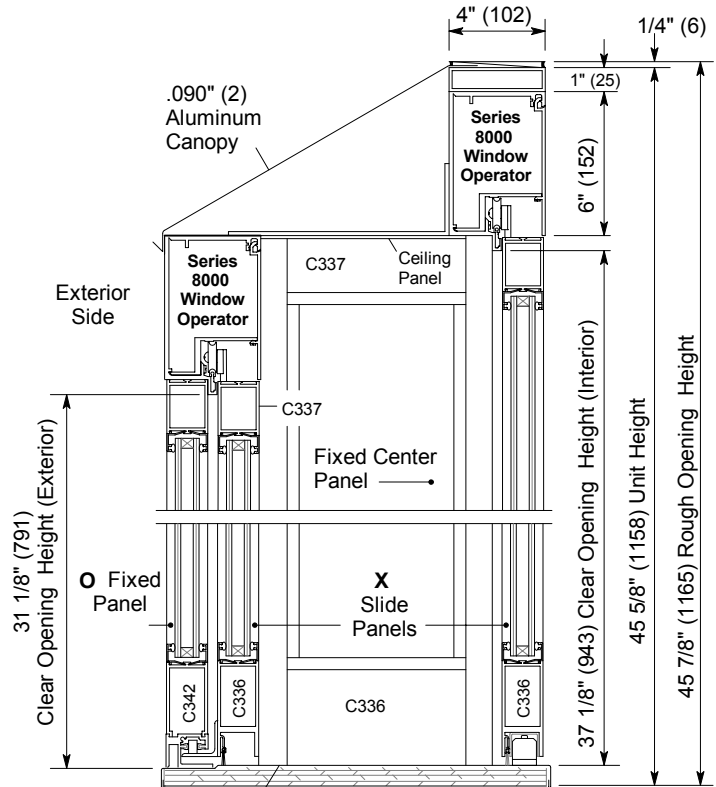
For standard and optional equipment details see **Architectural Specifications** starting on p. D4.0 and **Specification Details** starting on p. B3.0.

### Installation & Operation

- Unit is perimeter mounted within rough opening with 1/4" min. shim space at header & jambs. See page D1.1.
- Electrical: Provide 120 VAC, 60 cycle, single phase, 15 amp service. Average current draw is less than 2 amps. Up to 5 units may be connected to 1 circuit. A .5 amp circuit breaker is provided with each operator.
- Autolock locks unit each time closed and unlocks each time activated. Manual locks also provided.
- Window unit provided with security interface and is actuated by 3-button switch that synchronizes the 2 interlocking sliding panels so that only one is allowed to be open at any given time.



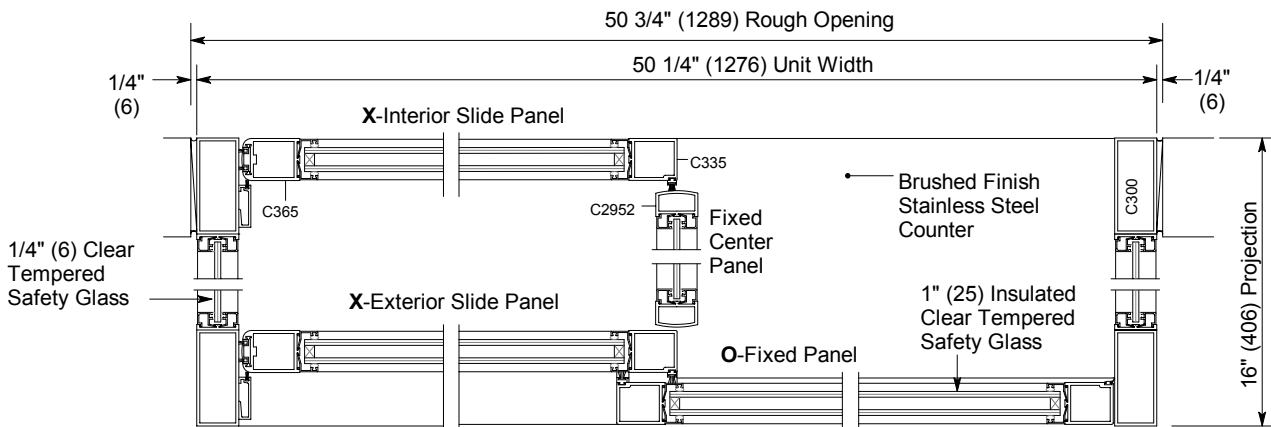
**Floor Plan with Exterior Elevation**



.05" (1) Stainless Steel Counter, Brushed Finish, on 3/4" (14) Plywood

### Vertical Section

Window shown in closed position



### Horizontal Section

Type X-O/X-O shown, O-X/O-X opposite

Horton Automatics reserves the right to alter its product and specifications without notice. Dimensions given in U.S. inches followed by millimeters in parenthesis.