



4242 Baldwin Boulevard
 Corpus Christi, Texas
 USA 78405-3399
 Tel: 800-531-3111, 361-888-5591
 Fax: 800-531-3108, 361-888-6510
 www.hortondoor.com
 The Automatic Choice

ARCHITECTURAL DETAILS

OPTICAL TURNSTILES

SentryLane™ 3000 Series

G3.0

Type: Optical Swing-Arm Barrier (Single or Double) Jan 2018

Standard Packages

Pedestal Length	Pedestal End	Lane Width
45" (1143)	Rounded	28" (711)
45" (1143)	Rounded	36" (914) ADA
42" (1067)	Flat	28" (711)
42" (1067)	Flat	36" (914) ADA

Pedestal Height: 38" (965)
Pedestal Width: 7" (178)
Lane Widths: 22" (559) to 36" (914)
Required: One Controller for up to 18 Lanes (See Options).

Finish: #4 Brushed Stainless Steel (Horiz. Grain)
Top Material: Corian®
Lane Status Indicator (LSI): LED Array fitted into Pedestal Top at each direction.

Options

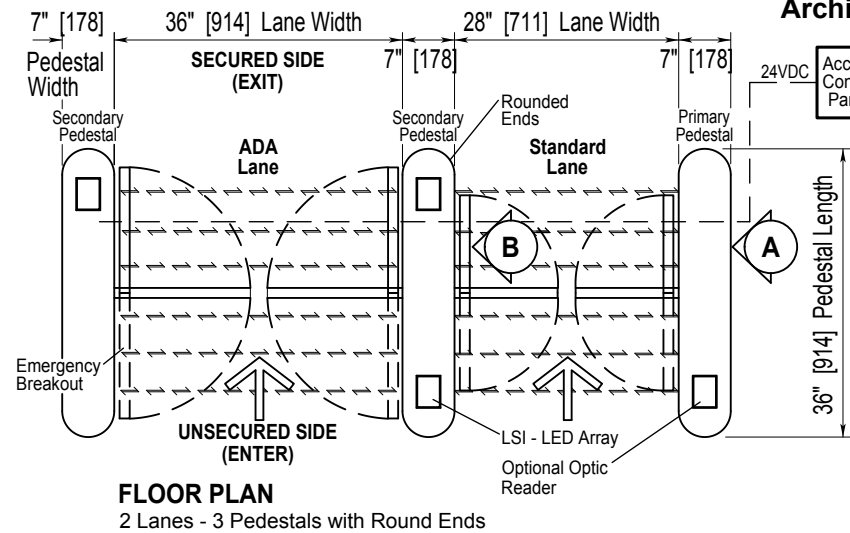
- o Double Swing-Arm Barrier.
- o Painted Finish, Powder Coat, Laminate, Bronze or Brass Finish and Custom Colors with Custom Top Materials.
- o Remote Lane Control with a 15 or 24 inch Touch Screen PC, HMI, or Push Button Controller and Custom Software. The 24 in. Touch Screen allows for control of 18 Lanes per screen.
- o Alternate authentication System instead of Proximity Card (I Card, Biometric Device, Bar Code, etc.).
- o Access Control Panel (Integration of Access Control System and Turnstiles).
- o 'Climb-Over' and 'Crawl-Under' Detection Beams sense attempts with alarm and signal to Access Control System.
- o Mounting Platform (Required if floor cannot be cored for cable path). ADA - compliant, includes a non-skid rubber walk surface.
- o Electrical: Provide 120 VAC, 60 cycle, single phase, 15 amp service (in conduit) to Remote Power Supply on dedicated circuit. Four Lane Maximum per circuit. Provide Low Voltage 24 VDC 16/18 gauge, 4 conductor electrical cabling from Power Supply/RLC- Remote Lane Controller/Access Control Panel to each Primary Pedestal not to exceed 50 feet (18 awg) or 100 feet (16 awg). Ground each Pedestal using 18 gauge green/yellow-sleeved cable.

Installation and Operation

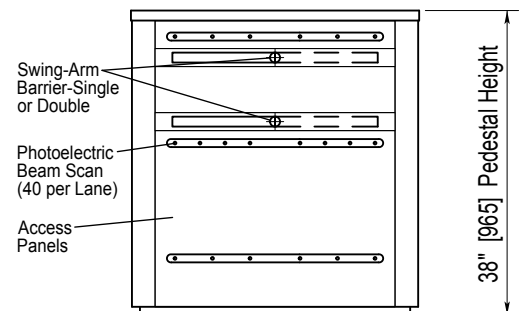
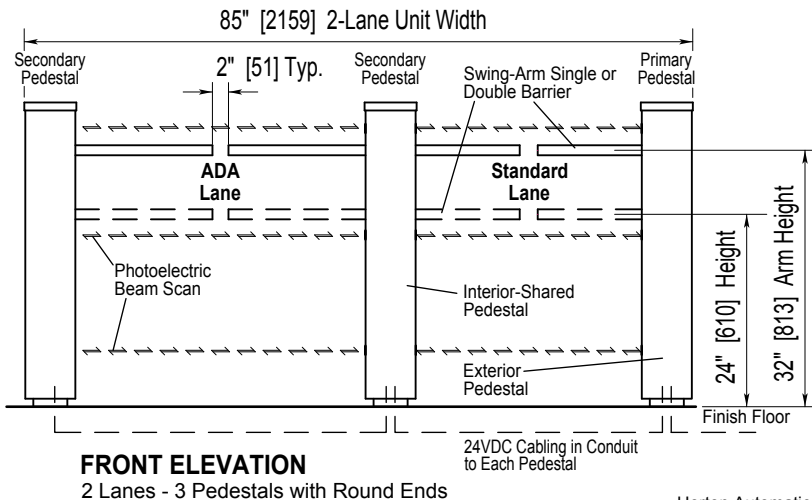

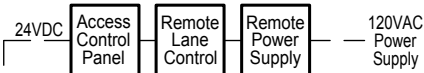
- o Available Modes: One-Way, Two-Way, Reversible, Card-In / Free Egress and Card-In / Card-Out.
- o With Multiple Lanes, there is a shared Pedestal between Lanes.
- o Maintain a 2 inch clear space at perimeter of Pedestal for installation and maintenance.
- o Pedestal Bases are mounted to finish floor which is not to exceed 1/4" out-of-level.

See details for options beginning on p. G7.0 and Architectural Specifications on p. G3.1.

Certifications: ETL, UL Subject 2593, CSA and CE Certified.



Architectural Details



Horton Automatics reserves the right to improve the product and change its specifications without notice. Dimensions given in U.S. inches followed by millimeters in parenthesis.